

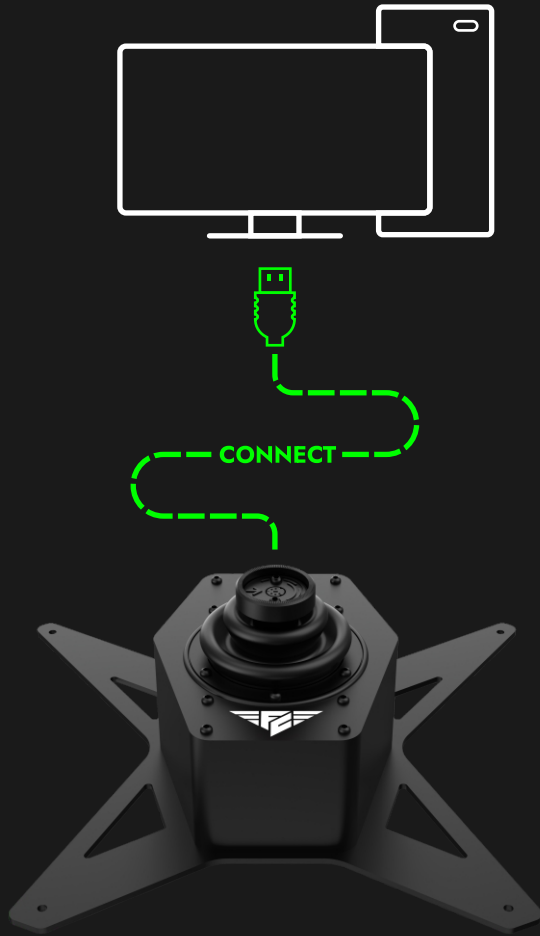


NS-37 GRIP

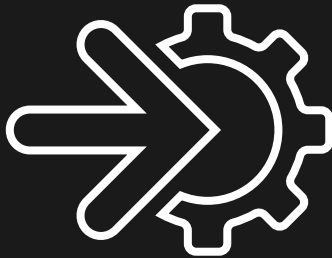
Connecting the grip to the EVO base



1. Remove the protective cover from the EVO base



2. Connect EVO base to PC



FC Technologies Engine

3. Launch FCT Engine program



4. In the main window, select the active device on which the NS-37 grip is installed

☰ If a new firmware version is available, you **MUST** update the firmware

← HOME

NS37

!

Version 1.61

Wizard

EVO GRIP RIGHT

EVO GRIP LEFT

NS37

THRUSTMASTER

VPC ALPHA RIGHT

VPC ALPHA LEFT

VPC ALPHA PRIME RIGHT

VPC ALPHA PRIME LEFT

5. Select NS-37 grip from the drop-down list



6. Connect NS-37 grip to EVO base


← HOME

NS37



Version 1.61

Wizard



Loosen the dampers, place the base horizontally

7. Launch the Wizard and complete all setup steps

← HOME

NS37



Version 1.61

Wizard

LET'S FLY!

8. If everything is done correctly, the connection status indicator will be green